


가드레일 (2)

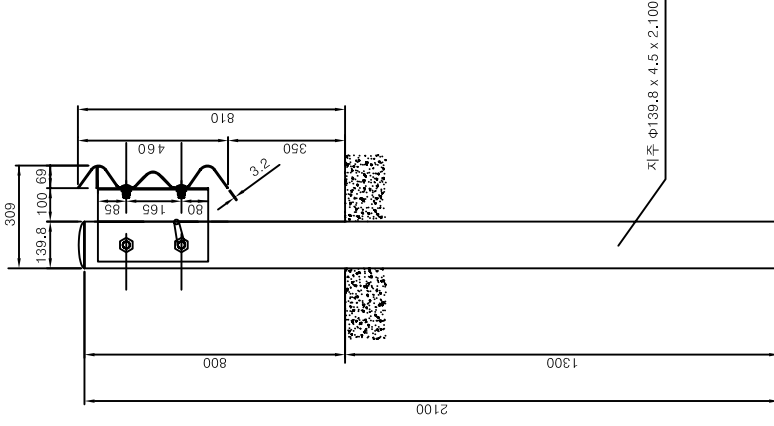
노측용(저속구간-SB1) - (2)

가드레일 상세도

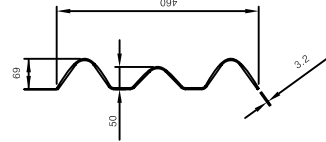
정면도



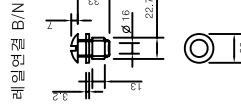
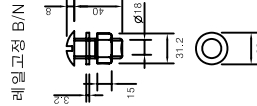
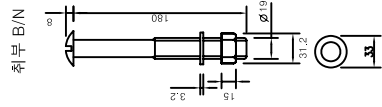
가드레일 설치도



측면도



BOLT/NUT 상세도



지주 덮개 상세도

